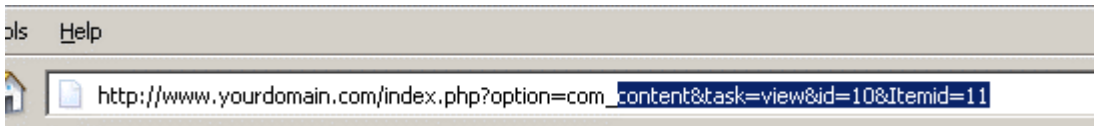


Live-Editing

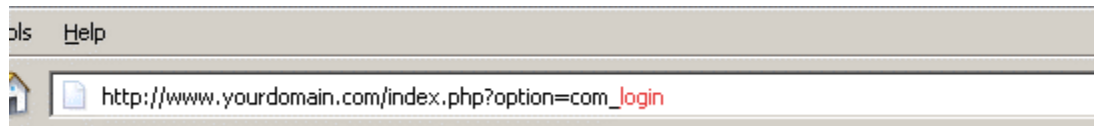
LOGIN

1. Browse to your website. Click on any page (other than the home page).
2. The URL(a.k.a. web address) will look like this:



www.yourdomain.com/index.php?option=com_content&task=edit§ionid...

3. Select and Delete the text that appears after the [?option=com_] and replace it with the word "login".




www.yourdomain.com/index.php?option=com_login

4. Press enter and a login page will prompt you for user name and password



EDITING

5. Once logged in, locate the following icon and click it: 
6. You are now in *edit mode*. You can now edit any content you wish to edit on your website
7. **Remember to save** your changes (*save often* to prevent losing your work!).

LOG OUT

8. **Remember to log-out.** Repeat steps 2 & 3 - type "login" after the "option=com_"

http://www.yourdomain.com/index.php?option=com_login

9. Login page will appear. Click logout.